



# FP20

SPEED, PRECISION AND QUALITY

FP20 is the first step towards high scale production with automatic quality control and other advanced options.

FP20 is the powerful little brother of our famous FP120. It's ideal for high volume production up to 1 1/2" 4-wire hydraulic hoses. It supplied with built-in die storage and Quick Change-tool as standard.

FP20 is available with separate hydraulic unit or as a compact model.

### TECHNICAL DATA


Max crimping dia (mm) <sup>1)</sup>	61
Max crimping dia (inch) <sup>1)</sup>	2.67
Max. crimping force (kN)	1500
Max. crimping force (tonnage)	150
Cycle time 10 mm (s) <sup>2)</sup>	1.9 (S-model: 1.4)
Hose size ID (inch)	1 1/2 *
Die set series <sup>3)</sup>	20
Max. opening (mm) <sup>4)</sup>	+68
Max. opening without dies (mm)	152
Master die D/L (mm)	84/97
Master die D/L (inch)	3.90/3.82
Motor Power (kW/HP)	3.0/4.0
Oil tank volume	135 l

### DIMENSIONS (LxWxH)

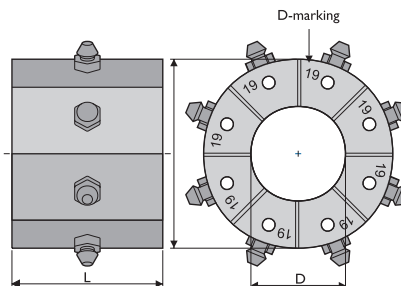
(mm)	1112x713x1475
(inch)	43.7x28.0x58.1

### WEIGHT (KG/LBS)

654/1439
----------



Die sets can be installed into the master dies with a QuickChange-tool one set at a time.



- 1) With standard dies. Crimping range can be increased with special dies.
- 2) Theoretical with 10mm cycle.
- 3) See table for die set data.
- 4) Maximum opening is the total die travel. Add this value to the minimum crimping diameter of the die set used. The result is the maximum opening of the machine with die set in place.

### CONTROL

ICC (7" touchscreen) or  
SCC (5" touchscreen)

### STANDARD FEATURES

QuickChange-tool  
Electric backstop device  
Mirror  
Pressure crimping ICC1  
Step crimping ICC2

### OPTIONS


Foot pedal  
Mechanical back stop device  
Interface pack ETH (Communication TCP/IP & UDP)  
A3 signal  
Oil cooler \*\*  
Combi unit (crimping and hydraulic unit combined)  
Pinning support mandrel

\*\* Will have impact on motor size, hydraulic unit dimensions and weight.

### OPTIONS (ICC)

Remote control (R1, R2)  
Quality control ICC3  
Graphical quality control ICC4  
Bar Code Reader BCR  
Speed adjustment \*\*  
Oil Condition Monitoring OCM  
Industry 4.0  
Camera (requires 7" display)

\*\* Will have impact on motor size, hydraulic unit dimensions and weight.



Electric backstop device as a standard feature.



Bar code reader as an option.

### DIE SET 20-SERIES

DieSetNo	D (mm)	L (mm)	Crimp. range (mm)
18013/10	10	55	10.0-12.0
18013/12	12	55	12.0-14.0
18013/14	14	55	14.0-16.0
18013/16	16	55	16.0-19.0
18013/19	19	55	19.0-23.0
18013/23	23	55	23.0-27.0
18013/27	27	70	27.0-31.0
18013/31	31	70	31.0-36.0
18013/36	36	75	36.0-41.0
18013/41	41	75	41.0-47.0
18013/47	47	85	47.0-54.0
18013/54	54	85	54.0-61.0

In addition to the standard die sets, a wide range of special die sets is available on request.

\* ACCORDING TO THE FITTING.

FURTHER INFO ON PRODUCTS,  
PLEASE REVERT TO SPECIFIC PRODUCT CARD